



Commander Container/Pallet Loaders

The Value of Reliability



The Value of Reliability

JBT AeroTech's Commander loaders provide innovative solutions for loading cargo containers on a wide variety of passenger and freighter aircraft. Through years of experience, industry knowledge and working with global customers we have developed products that are safe, dependable, easy to operate and maintain and which provide a lower Total Cost of Ownership (TCO).

Exceptional Safety

Is the result of structural designs which exceed industry safety standards. Extensive dynamic load simulation ensures our loaders meet real world ramp conditions. Safety features such as a failsafe control system are designed to reduce the potential for personnel injuries as well as damage to aircraft and GSE.

Efficient Operation

Is assured with fast, precise HeliRoll® convey systems and user friendly controls which provide operators with full control of ULDs. Significant fuel savings are achieved through use of a load sensing, variable displacement pump and a hydraulic system that allows operations requiring low pressure but high flow, while the engine idles.

Easy Maintenance

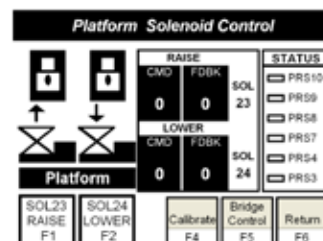
Is a benefit of an Onboard Diagnostic System (ODS) to simplify troubleshooting and a swing out power module to provide unrestricted access to the engine, hydraulic pump and electrical system. This results in the industry's lowest maintenance cost per hour of operation.

Extended Reliability and Durability

Is guaranteed through a design based on extensive industry experience and the use of the highest quality components. The result is higher average uptime reducing the number of loaders required to meet a specific service level. Commander loaders also maintain a higher resale value over their lifetime than any other loaders.



Onboard Diagnostic System (ODS) offers simplified troubleshooting with graphical interface screen available in multiple languages



HeliRoll® convey system is fast efficient and precise providing full control of ULDs resulting in faster aircraft loading



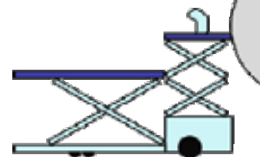
Configurations in the Commander range



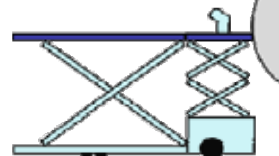
C15i Standard



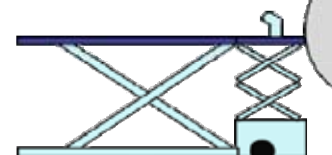
C15i Wide



C15i Universal



C30i and C40i



C60i

Swing out power module allows unrestricted access to engine, hydraulic pump and electrical system for easier maintenance





JBT AeroTech Commander Configurations

The Commander 15i with a maximum lift capacity of 7,050 kg (15,500 lb) is available in three configurations; standard, wide and universal that enable it to service all containerized commercial aircraft types.

The Commander 30i with a maximum lift capacity of 15,000 kg (33,000 lb) on the rear and 7,500 kg (16,500 lb) on the bridge can be operated on all main and lower decks of wide-body aircraft and main decks of narrow body cargo aircraft. For heavier loads an optional 15,000 kg (33,000 lb) bridge is available.

The Commander 40i with a maximum lift capacity of 20,000 kg (44,000 lb) for all main deck freighter and lower lobe wide body aircraft. With similar dimensions to the C30i, it offers that extra lift for heavier cargo loads.

The Commander 60i with a maximum lift capacity of 30,000 kg (66,000 lb), is the latest heavyweight loader to join the Commander line. The patent pending LiftSmart™ closed loop automatic lift system ensures smooth uplifts and improved stability with heavy or off centered loads.

LD = Lower Deck

MD = Main Deck

Aircraft	C15i-Standard		C15i-Wide		C15i-Universal		C30i-All		C40i		C60i	
	LD	MD	LD	MD	LD	MD	LD	MD	LD	MD	LD	MD
B727/B737		①		●		●		●		●		●
B707		●		●		●		●		●		●
B757	②		②		●	③		●		●		●
B767	●		④		④	●	④	●	④	●	④	●
B787	●		●		●		●		●		●	
B777/B747	●		●		●	●	●	●	●	●	●	●
A300/A310/A330	●		●		●	●	●	●	●	●	●	●
A319/A320/A321	●		●		●							
A340	●		●		●		●		●		●	
A380	●		●		●		●		●		●	
BAE146		①		●								
DC8		①		●		●		●		●		●
DC9		●		●		●		●		●		●
DC10/MD11	●		●		●	●	●	●	●	●	●	●

- ① - Wide body door only, wide loader recommended
- ② - Door width is narrower than loader fixed bridge section
- ③ - B757 Freighter requires Universal with 161" option for rear platform to reach main deck height
- ④ - B767 Standard and 125" wide door

www.jbtaerotech.com



USA

7300 Presidents Drive
Orlando, FL 32809
USA
Phone: +1 407 851 3377
Fax: +1 407 850 2839
jbtaerotech.gse@jbt.com

Spain

A-2, Km 34 400
28805 Alcala de Henares
Madrid, Spain
Phone: +34 91 8775 880
Fax: +34 91 8775 881

UK

658 River Gardens
North Feltham Trading Est.
Feltham, London Heathrow
Middx, TW14 0RB, UK
Phone: +44 20 8587 0666
Fax: +44 20 8587 0660

Singapore

6 Loyang Lane #03-00
Young Heng Industrial Building
Singapore 508920
Phone: +65 6542 9255
Fax: +65 6542 7493