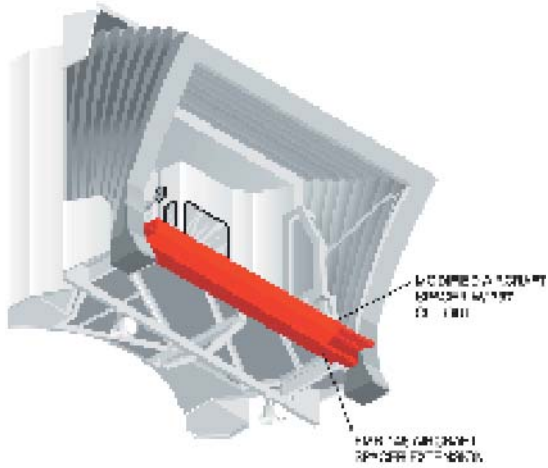


EMB-145 Cab Conversion Kit



Upgrade your current aircraft modification

Expand the aircraft service capabilities of your current Jetway® Passenger Boarding Bridge. Installation of the EMB-145 Cab Conversion Kit will enable your current apron drive passenger boarding bridge to dock to the Embraer 145 commuter aircraft.



Jetway® Passenger Boarding Bridge Upgrade Kits



CAB

FLOORING & CLOSURE

Contact information:

JBT AeroTech, Jetway Systems®
Service and Support
3100 South Pennsylvania Avenue
Ogden, Utah 84401 USA

Phone: (800) 827-5515

Fax: (801) 629-3266

www.jbtaerotech.com



Canopy Replacement Kit



DESIGNED TO REPLACE THE WORN FABRIC ON CANOPIES.

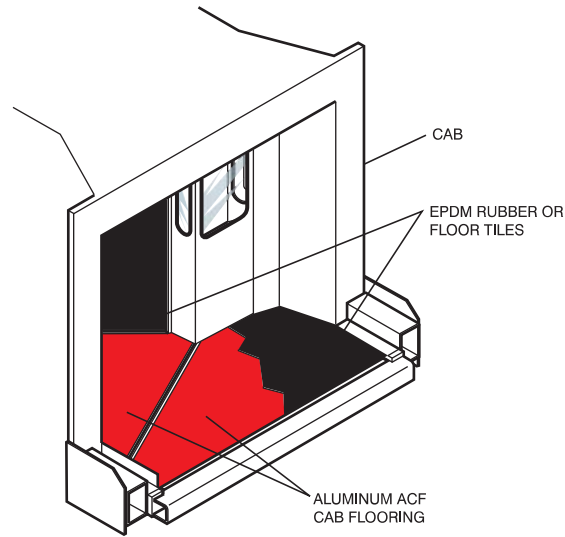
The new canopy will protect passenger and crew from the elements. Once the existing, worn canopy is removed, a new one is installed and secured over the existing supports. Upper and lower pads are then attached to the front of the canopy.

Pad and aircraft spacer kits are also available to increase the serviceability of your bridge allowing the Jetway® bridge to service A380, A300, Boeing 737, and EMB -145.



These kits are available for all Jetway® Apron Drive Passenger Boarding Bridges and include all parts, mounting hardware, and installation instructions. Installation is also available through JBT AeroTech, JetwaySystems®.

Cab Aluminum Floor Kit



*Area in red indicates kit modification.

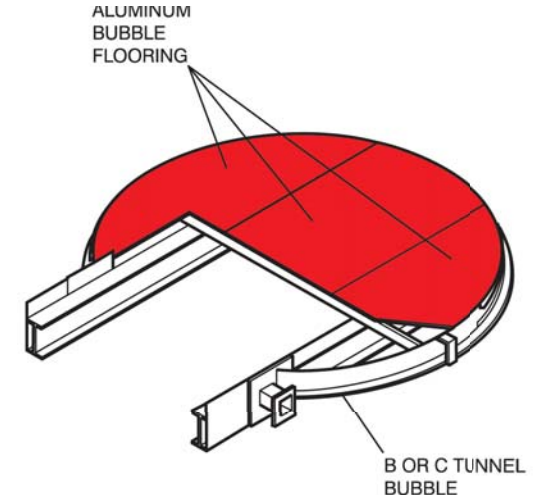
REPLACE AN EXISTING APRON DRIVE BRIDGE WOODEN CAB FLOOR WITH ALUMINUM FLOOR.

Once the existing wood floor is removed, pieces of pre-cut fire pan metal are dropped into place. Then the pieces of 1/4" aluminum sheet and phenolic spacers are lowered into position and secured to the cab structure. Last, the ribbed rubber or floor tiles (not included) are glued to complete the installation. Each aluminum cab floor kit includes the cab threshold upgrade components.

Available Kits:

Cab Non-ACF Aluminum Floor Kit without Heat
Cab Non-ACF Aluminum Floor Kit with Heat
Cab ACF Aluminum Floor Kit without Heat
Cab ACF Aluminum Floor Kit with Heat

Bubble Aluminum Floor Kit



REPLACE AN EXISTING APRON DRIVE BRIDGE WOODEN CAB BUBBLE FLOOR WITH ALUMINUM FLOOR.

The existing wood floor is removed. Pieces of pre-cut fire pan metal are dropped into place. Then, pieces of 1/4" aluminum sheet and phenolic spacers are lowered into position and secured to the cab structure. Last, the ribbed rubber or floor tiles (not included) are glued to complete the installation.

Available Kits:

A2 Cab Bubble Aluminum Floor Kit
A3 Cab Bubble Aluminum Floor Kit